



February 27 , 2018

Old City Hall Restaurant—Upstairs

7400 Monterey St. Gilroy

OPENING: Bring Me Sunshine

All My Loving
And I Love Her
April Love
Bye Bye Love
Can't Buy Me Love
Can't Help Fallin in Love With You
Dream Lover
I'm in the Mood for Love

L. O. V. E.
Love Me Tender
Roses are Red My Love
Sea of Love
She Loves You
Will You Still Love Me Tomorrow
That's Amore
The Glory of Love

BREAK: OPEN MIC

CLOSING: Happy Trails



Bring Me Sunshine

(INTRO:) /Dm /G7 /C /C\

(VERSE 1:)

Bring me sunshine, in your smile,
Bring me laughter, all the while
In this world where we live, there should be more happiness
So much joy you can give, to each brand new bright tomorrow

(VERSE 2:)

Make me happy, through the years,
Never bring me, any tears
Let your arms be as warm as the sun from up above
Bring me fun, bring me sunshine, and bring me love

second time go to (TAG)

(VERSE 3:)

Bring me sunshine, in your eyes
Bring me rainbows, from the clear blue skies
Life's too short to be spent having anything but fun
We can be so content if we gather little sunbeams

(VERSE 4)

Be light hearted, all day long,
Keep me singing, happy songs
Let your arms be as warm, as the sun from up above
Bring me fun, bring me sunshine, and bring me love

(REPEAT VERSES 1 & 2)

(TAG:)


Bring me fun, bring me sunshine, and bring me love

<http://www.youtube.com/watch?v=QrlkBmHU-wk>

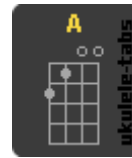
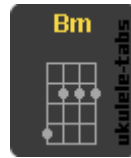

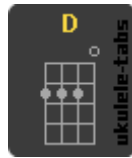
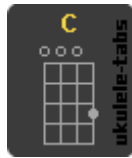


All My Loving

Lennon & McCartney

Close your ^{Dm} eyes and I'll ^G kiss you,
^C Tomorrow I'll ^{Am} miss you
^F Remember I'll ^{Dm} always be ^{Bb} true. ^G
 And then ^{Dm} while I'm ^G away,
 I'll write ^C home every ^{Am} day
 And I'll ^F send all my ^G loving to ^C you.
 I'll pretend that I'm ^{Dm} kissing ^G
 The ^C lips I am ^{Am} missing,
^F And hope that my ^{Dm} dreams will come ^{Bb} true. ^G
 And then ^{Dm} while I'm ^G away,
 I'll write ^C home every ^{Am} day
 And I'll ^F send all my ^G loving to ^C you.
 All my ^{Am} loving, I will send to ^C you.
 All my ^{Am} loving. Darling I'll be ^C true.
 Close your ^{Dm} eyes and I'll ^G kiss you,
^C Tomorrow I'll ^{Am} miss you
^F Remember I'll ^{Dm} always be ^{Bb} true. ^G
 And then ^{Dm} while I'm ^G away,
 I'll write ^C home every ^{Am} day
 And I'll ^F send all my ^G loving to ^C you.
 All my ^{Am} loving, I will send to ^C you.
 All my ^{Am} loving. Darling I'll be ^C true.
 All my ^{Am} loving...
 Aaaaalllll my ^C loving, OOOoooo
 All my ^{Am} loving, I will send to ^C you.



And I Love Her



Am Em
I give her all my love
Am Em
That's s all I do
Am Em
And if you saw my love
C D
You'd love her too
 G
I love her

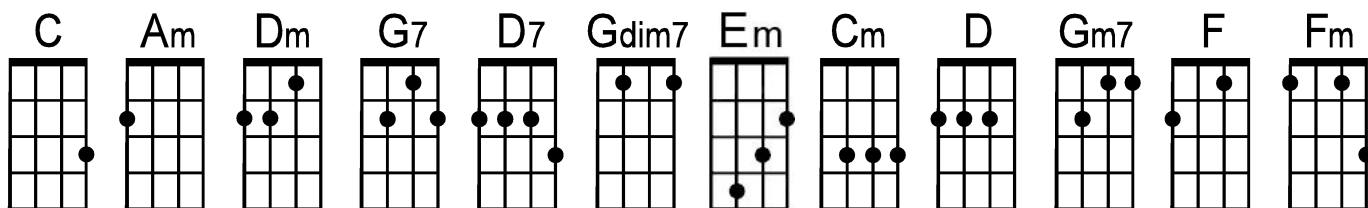
Am Em
Bright are the stars that shine
Am Em
Dark is the sky
Am Em
I know this love of mine
C D
Will never die
 G
And I love her

Am Em
She gives me everything
Am Em
And tenderly
Am Em
The kiss my lover brings
C D
She brings to me
 G
And I love her

Em D Em Bm
A love like ours could never die
Em Bm D
As long as I have you near me

April Love

by Sammy Fain and Paul Francis Webster (1957)



C . Am . | Dm . G7 . | C . . . | Dm . G7 . |
 A—pril love— is for— the ver—y yo—ung—

C . . . | D7 . G7 . | C . Gdim . | G7 . . . |
 Ev'—ry star's a wish-ing star that shines— for— you—

C . Am . | Dm . G7 . | C . . . | Em . . . |
 A—pril love— is all— the sev-en won-ders—

Am . Cm . | G . D . | Dm . . . | G7 . . . |
 One little kiss— can tell you— this is true—ue—

Bridge: C . Gm7 . | C . Gm7 . | C . Gm7 . | F . . . |
 Some— times— an Ap—ril day— will sud-den-ly— bring show-ers—

Am . D . | G . Gdim . | D7 . . . | G7 . . . |
 Rain— to grow— the flow-ers— for her first— bou—quet—

. | C . Am . | Dm . G7 . | C . . . | Fm . . . |
 But A—pril love— can slip right through your fing—ers—

. | C . A7 . | G7 . . . |
 So, if she's— the one— don't let her run—

| C . Am . | Dm . G7 . | C . . . | Dm . G7 . |
 a—way—

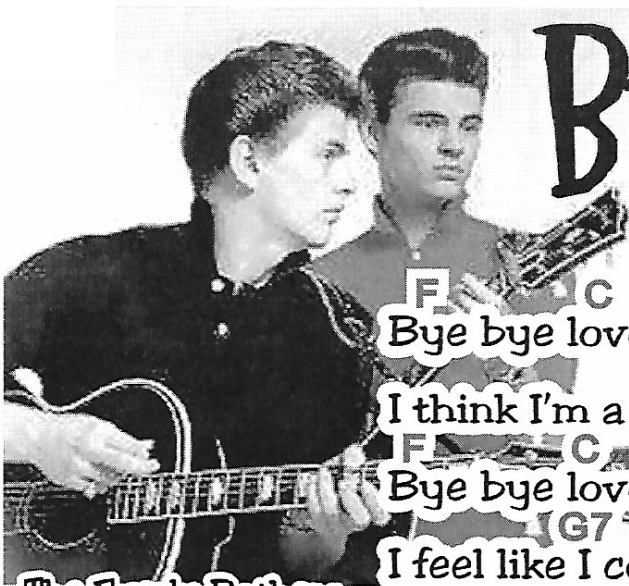
C . Am . | D7 . G7 . | C . Gdim . | G7 . . . |

Bridge: C . Gm7 . | C . Gm7 . | C . Gm7 . | F . . . |
 Some— times— an Ap—ril day— will sud-den-ly— bring show-ers—

Am . D . | G . Gdim . | D7 . . . | G7 . . . |
 Rain— to grow— the flow-ers— for her first— bou—quet—

. | C . Am . | Dm . G7 . | C . . . | Fm . . . |
 But A—pril love— can slip right through your fing—ers—

. | C . A7 . | G7 . . . | C . . . | C |
 So, if she's— the one— don't let her run— a—way—



Bye Bye Love

by Felice and Boudleaux Bryant

The Everly Brothers

"Bye Bye Love," (which had been rejected by 30 other acts, including Elvis Presley) became an across-the-board smash, reaching #2 on the pop charts, and #1 on both the Country, and the R & B charts. The song, written by the songwriting husband and wife team of Felice and Boudleaux Bryant, became their first million-seller

^{F C F C F C}
Bye bye love, Bye bye happiness, Hello loneliness

^{G7 C}
I think I'm a gonna cry

^{F C F C F C}
Bye bye love, Bye bye sweet caress, Hello emptiness

^{G7 C G7 C}
I feel like I could die, Bye bye my love bye bye

^{C G7 C}
There goes my baby, with someone new

^{G7 C}
She sure looks happy; I sure am blue

^{F G7}
She was my baby, 'til he stepped in

^{C C7}
Goodbye to romance, that might have been

^{F C F C F C}
Bye bye love, Bye bye happiness, Hello loneliness

^{G7 C}
I think I'm a gonna cry

^{F C F C F C}
Bye bye love, Bye bye sweet caress, Hello emptiness

^{G7 C G7 C G7 C}
I feel like I could die, Bye bye my love bye bye

^{C G7 C}
I'm through with romance, I'm through with love

^{G7 C}
I'm through with counting the stars above

^{F G7}
And here's the reason that I'm so free

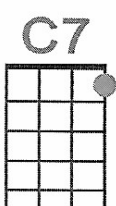
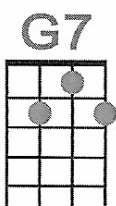
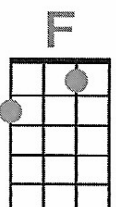

^{C C7}
My lovin' baby is through with me

^{F C F C F C}
Bye bye love, Bye bye happiness, Hello loneliness

^{G7 C}
I think I'm-a gonna cry

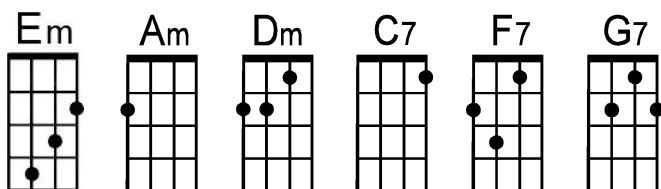
^{F C F C F C}
Bye bye love, Bye bye sweet caress, Hello emptiness

^{G7 C G7 C}
I feel like I could die, Bye bye my love bye bye



Can't Buy Me Love

by John Lennon and Paul McCartney (1964)



sing C

(----*tacet*----) | Em . . . | Am . . . | Em . . . | Am . . . | Dm . . . | G7 . . .

Intro: Can't buy me lo—ove, lo—ove, can't buy me lo—ove,

| C7 . . . | . . . | . . . | . . .
I'll buy you a dia-mond ring, my friend, if it makes you feel al-right.

| F7 . . . | . . . | C7 . . . | . . .
I'll get you an-y—thing, my friend, if it makes you feel al-right.

| G7 . . . | F7 . . . | . . . | C7 . . .
'Cause I don't care too much for money money can't buy me love.

| C7 . . . | . . . | . . . | . . .
I'll give you all I've got to give if you say you'll love me, too

| F7 . . . | . . . | C7 . . . | . . .
I may not have a lot to give, but what I've got I'll give to you.

| G7 . . . | F7 . . . | . . . | C7 . . .
'Cause I don't care too much for money, money can't buy me love.

| Em . . . | Am . . . | C7 . . . | . . .
Bridge: Can't buy me lo—ove, every-body tells me so.

| Em . . . | Am . . . | Dm . . . | G7 . . . |
Can't buy me lo—ove, no-no no no—

C7 . . . | . . . | . . . | . . .
Say you don't need no dia-mond rings, and I'll be sat-is—fied,

F7 . . . | . . . | C7 . . . | . . .
Tell me that you want the kind of things, that mon-ey just can't buy.

G7 . . . | F7 . . . | . . . | C7 . . .
I don't care too much for money, money can't buy me love.

| Em . . . | Am . . . | C7 . . . | . . .
Bridge: Can't buy me lo—ove, every-body tells me so.

| Em . . . | Am . . . | Dm . . . | G7 . . . |
Can't buy me lo—ove, no-no no no—

C7 . . . | . . . | . . . | . . .
Say you don't need no dia-mond rings, and I'll be sat-is—fied,

F7 . . . | . . . | C7 . . . | . . .
Tell me that you want the kind of things, that mon-ey just can't buy.

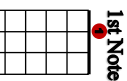
G7 . . . | F7 . . . | . . . | C7 . . .
I don't care too much for money, money can't buy me love.

Ending:

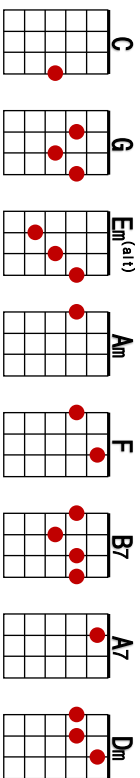
| Em . . . | Am . . . | Em . . . | Am . . . | Dm . . . | G7 . . . | C7
Can't buy me lo—ove, lo—ove, can't buy me lo—o—ve, Oh—



Can't Help Falling In Love



Peretti / Creatore / Weiss (Elvis Presley), 1961
 YouTube video tutorial: <http://youtu.be/sReXHH-5vM>



INTRO:

LARPEGGIO P-I-M-A-M-I: 4th-3rd-2nd-1st-2nd-3rd

C G C G
 | X X X X | X X X X |

VERSES 1 & 2:

C Em Am F C G
 Wise men say - only fools rush in
 F G Am F C G C G
 But I can't help falling in love with you

C Em Am F C G
 Shall I stay - would it be a sin
 F G Am F C G C
 If I can't help falling in love with you

CHORUS:

Em B7 Em B7
 Like a river flows - surely to the sea
 Em B7 Em A7 Dm G [HANG]
 Darling so it goes - some things - are meant to be

VERSE 3:
 C Em Am F C G
 Take my hand - take my whole life too
 F G Am F C G C
 For I can't help falling in love with you



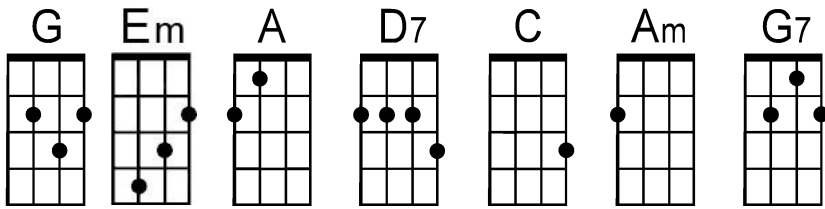
REPEAT CHORUS

REPEAT VERSE 3

OUTRO:
 F G Am F C G C
 For I can't help falling in love with you

Dream Lover (Key of G)

by Bobby Darin (1959)



Intro: G . . . | Em . . . | G . . . | Em . . . |

G . . . | . . . | Em . . . | . . . |
 Every night, I hope and pra-a-a-a-ay, a dream lover will come my— way—

G . . . | . . . | Em . . . | . . . |
 A girl to hold— in my— a-a-a-a-arms, and know the mag-ic of her charms.

. | --r-- G\ \ \ | --r-- D7\ \ \ | --r-- G\ \ \ | --r-- C\ \ \ |
 Be-cause I want (yeah-yeah yeah) a girl (yeah-yeah yeah) to call (yeah-yeah yeah) my own (yeah-yeah

\ | G . . . | Em . . . | Am . . . | D7 . . . | G . . . | D7 . . . |
 I want a dream lover so I won't have to dream a—lone.

G . . . | . . . | Em . . . | . . . |
 Dream lover, where are— yo-o-o-o-ou? With a love, oh, so— true—?

G . . . | . . . | Em . . . | . . . |
 And a hand that I can— ho-o-o-o-old, to feel her near, when I grow— old.

. | --r-- G\ \ \ | --r-- D7\ \ \ | --r-- G\ \ \ | --r-- C\ \ \ |
 Be-cause I want (yeah-yeah yeah) a girl (yeah-yeah yeah) to call (yeah-yeah yeah) my own (yeah-yeah

\ | G . . . | Em . . . | Am . . . | D7 . . . | G . . . | G7 . . . |
 I want a dream lover so I won't have to dream a—lone.

Bridge: C . . . | . . . | G . . . | . . . |
 Some day—, I don't know— ho-o-ow I hope— she'll hear my— plea—

A7 . . . | . . . | D7\ (---- -*Tacit* ---- | ---- --- ---) D7 |
 Some way—, I don't know— ho-o-ow She'll bring her love to me—

G . . . | . . . | Em . . . | . . . |
 Dream lover, un-til the-e-e-en, I'll go to sleep— and dream a—gain—

G . . . | . . . | Em . . . | . . . |
 That's the on—ly thing to— do-o-o-o-o, un-til my lover's— dreams come true

. | --r-- G\ \ \ | --r-- D7\ \ \ | --r-- G\ \ \ | --r-- C\ \ \ |
 Be-cause I want (yeah-yeah yeah) a girl (yeah-yeah yeah) to call (yeah-yeah yeah) my own (yeah-yeah

\ | G . . . | Em . . . | Am . . . | D7 . . . | G . . . | Em . . . |
 I want a dream lover so I won't have to dream a—lone.

. | G . . . | Em . . . | Am . . . | D7 . . . | G . . . | G\ --- |||
 I want a dream lover so I don't have to dream a—lone



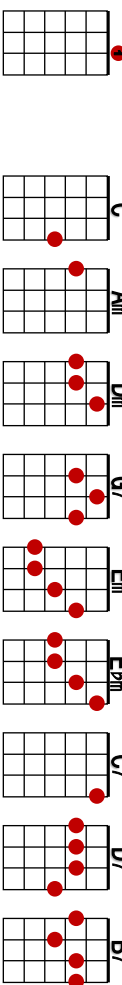
I'm In The Mood For Love

Simpler version
on **NEXT PAGE**

Jimmy McHugh / Dorothy Fields, 1935

YouTube video tutorial: <http://youtu.be/4DEWmwvNZ9Y>

1st Note



INTRO:

[SLOW EVEN WALTZ ARPEGGIO: STRUM -P-I MA-P-I

OR LABORED WALTZ STRUM: D-PAUSE- PLUCK]

C Am Dm G7 [HANG]
| X X X | X X X | X X X | X X X |

VERSE 1:

C Am Dm G7

I'm in the mood for love

Dm G7 C

Simply because you're near me

Em Ebm Dm

Funny, but when - you're near me

G7 C G7

I'm in the mood for love

VERSE 2:

C Am Dm G7

Heaven is in your eyes

Dm G7 C

Bright as the stars we're under

Em Ebm Dm

Oh is it a - ny wonder

G7 C C7

I'm in the mood for love

BRIDGE:

Dm G7 C Am

Why stop to think of whether

Dm G7 C

This little dream might fade

D7 Em

We've put our hearts together

B7 Dm G7 [HANG]

Now we are one - I'm not afraid

VERSE 3:

C Am Dm G7

If there's a cloud above

Dm G7 C

If it should rain, we'll let it

Em Ebm Dm

But for tonight - forget it

G7 C

I'm in the mood for love

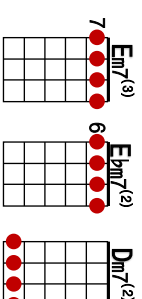
INSTRUMENTAL VERSE:

C Am Dm G7

Dm G7 C C

Em7 Ebm7-Dm7 Dm7

Dm G7 C C7



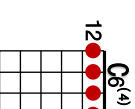
REPEAT BRIDGE

REPEAT VERSE 3

OUTRO:

Dm G7 [HANG] C6

I'm in the mood - for - love

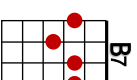
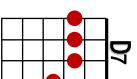
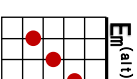
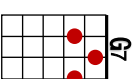
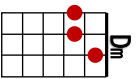
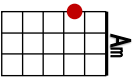
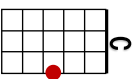
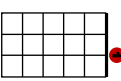


I'm In The Mood For Love

Jimmy McHugh / Dorothy Fields, 1935

YouTube video tutorial: <http://youtu.be/4DEWmwvNZ9Y>

1st Note



**SIMPLER
VERSION**

INTRO:

[LABORED WALTZ STRUM: D-PAUSE- PLUCK]

C Am Dm G7 [HANG]
| X X X | X X X | X X X | X X X |

VERSE 1:

C Dm

I'm in the mood for love

G7 C

Simply because you're near me

Em Dm

Funny, but when - you're near me

G7 C

I'm in the mood for love

VERSE 2:

C Dm

Heaven is in your eyes

G7 C

Bright as the stars we're under

Em Dm

Oh is it a - ny wonder

G7 C

I'm in the mood for love

BRIDGE:

Dm G7 C

Why stop to think of whether

Dm G7 C

This little dream might fade

D7 Em

We've put our hearts together

B7 Dm G7 [HANG]

Now we are one - I'm not afraid

VERSE 3:

C Dm

If there's a cloud above

G7 C

If it should rain, we'll let it

Em Dm

But for tonight - forget it

G7 C

I'm in the mood for love

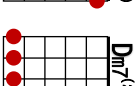
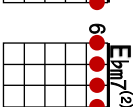
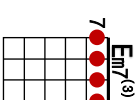
INSTRUMENTAL VERSE:

C C Dm Dm

Dm G7 C C

Em7 Ebm7-Dm7 Dm7

Dm G7 C C



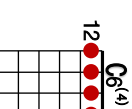
REPEAT BRIDGE

REPEAT VERSE 3

OUTRO:

Dm G7 [HANG] C6

I'm in the mood - for - love



L-O-V-E

Bert Kaempfert and Milt Gabler, 1965. Ukulele arrangement Austin Ukulele Society, 2014.

Intro: 4 beats per chord, repeat twice

G D7 G G

Verse 1

G Em Am D7

“L” is for the way you look at me

Am D7 G x2

“O” is for the only one I see

G7 x2 C Cmaj7

“V” is very, very extraor – di – nar – y

A7 x2 D7 [A7 - D7]

“E” is even more than anyone that you adore can

Verse 2

G Em Am D7

Love, is all that I can give to you

Am D7 G x2

Love, is more than just a game for two

G7 x2

Two in love can make it

C Cm7

Take my heart and please don't break it

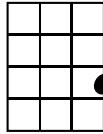
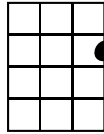
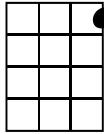
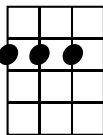
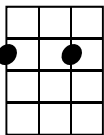
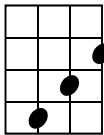
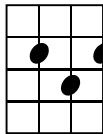
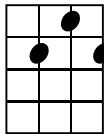
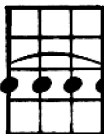
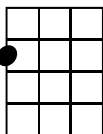
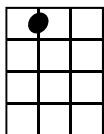
G D7 G D7

Love was made for me and you

G Em Am D7

Am D7 G x2

G7 x2 C Cm7 G D7 G D7

<i>Chords in this song</i>		
C 	Cmaj7 	C7 
D 	D7 	Em 
G 	G7 	Cm7 
Am 	A7 	

Verse 1

G Em Am D7

"L" is for the way you look at me

Am D7 G x2

"O" is for the only one I see

G7 x2 C x2

"V" is very, very extraor – di – nar – y

A7 x2 D7 x2

"E" is even more than anyone that you adore can

Verse 2 and Ending

G Em Am D7

Love, is all that I can give to you

Am D7 [REST]

Love, is more than just a game for two

G G7

Two in love can make it

C Cm7

Take my heart and please don't break it

G D7 G x2

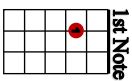
Love was made for me and you

G D7 G x2 G \ F# \ G \

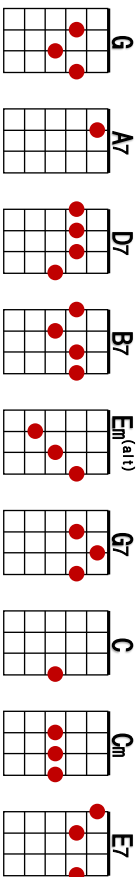
Love was made for me and you

Love Me Tender

Simpler version
on NEXT PAGE



Presley / Poulton / Darby / Matson (Elvis Presley), 1956
YouTube video tutorial: <http://youtu.be/WHzhYUDxH4>



INTRO:

PARPEGGIO I-M-PA-M: 3rd-2nd-1st/4TH-2nd]]

G A7 D7 G
| X X X X | X X X X | X X X X | X X X X |

VERSE 1:

G A7

Love me tender, love me sweet

D7 G

Never let me go

G A7

You have made my life complete

D7 G

And I love you so

CHORUS:

PARPEGGIO PMA-I: 1st/2nd/4th - 3rd]]

G B7 Em G7

Love me tender, love me true

C Cm G

All my dreams fulfill

Em E7 A7

For my darlin I love you

D7 G

And I always will

VERSE 2:

G A7

Love me tender, love me long

D7 G

Take me to your heart

G A7

For it's there that I belong

D7 G

And we'll never part

REPEAT CHORUS

VERSE 3:

G A7

Love me tender, love me dear

D7 G

Tell me you are mine

G A7

I'll be yours through all the years

D7 G

Til the end of time

REPEAT CHORUS

OUTRO:

Em E7 A7

For my darlin I love you

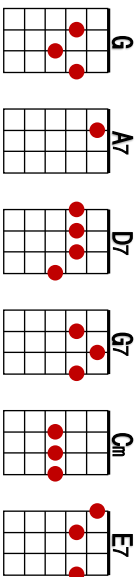
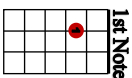
D7 G

And I always will

Love Me Tender

**SIMPLER
VERSION**

Presley / Poulton / Darby / Matson (Elvis Presley), 1956
YouTube video tutorial: <http://youtu.be/WHZHyUDxH4>



INTRO:

ARPEGGIO I-M-PA-M: 3rd-2nd-1st/4TH-2nd]

G | X X X X | X X X X | X X X X | X X X X |

VERSE 1:

G A7

Love me tender, love me sweet

D7 G

Never let me go

G A7

You have made my life complete

D7 G

And I love you so

CHORUS:

G G7

Love me tender, love me true

Cm G

All my dreams fulfill

E7 A7

For my darlin I love you

D7 G

And I always will

VERSE 2:

G A7

Love me tender, love me long

D7 G

Take me to your heart

G A7

For it's there that I belong

D7 G

And we'll never part

REPEAT CHORUS

VERSE 3:

G A7

Love me tender, love me dear

D7 G

Tell me you are mine

G A7

I'll be yours through all the years

D7 G

Til the end of time

REPEAT CHORUS

OUTRO:

E7 A7

For my darlin I love you

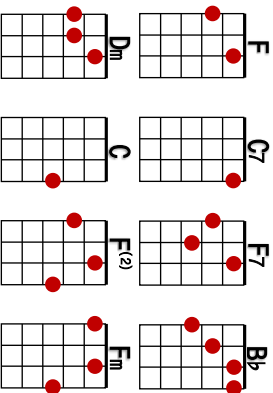
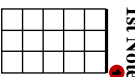
D7 G

And I always will

Roses Are Red (my love)

Paul Evans / Al Byron (Bobby Vinton). 1962

YouTube video tutorial: https://youtu.be/nE6B63_DG5o
1st Note



INTRO:

[1st 3 are single down strums; then bouncy down strum: D-D uD uD u]

F C7 F7 Bb
| X X X | X X X X |
F F
| X X X X | X X X X | [STOP]

VERSE 1:

nc C7

A long, long time - ago
F

On grad-ua-tion day
Bb

You handed me your book
F C7

I signed this way

CHORUS A:

F C7 F7 Bb

Roses are red, my love
F Dm

Violets are blue
Bb

Sugar is sweet, my love
F C7

But not as sweet as you
F [STOP]

*Simpler version
on NEXT PAGE*

VERSE 2:

nc C7

We dated through high school
F

And when the big day came
Bb

I wrote into - your book
F C7

Next to my name

REPEAT CHORUS A

without the [STOP]

BRIDGE:

F - C7 - F7 - Bb

C

Then I went far away
F

And you found someone new
F - C7 - F7 - Bb C

I read your letter dear
F₂ Fm C

And I wrote back to you

CHORUS B:

F C7 F7 Bb

Roses are red, my love
F Dm

Violets are blue
Bb

Sugar is sweet, my love
F C7

Good luck, may God bless you
F [STOP]

VERSE 4:

nc C7

Is that your little girl?
F

She looks a lot like you
Bb

Someday some boy will write
F C7

In her book too

REPEAT CHORUS A

without the [STOP]

OUTRO:

Bb - F - C - F

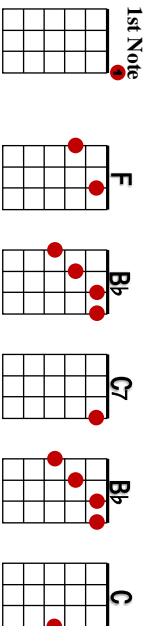


Roses Are Red (my love)

Paul Evans / Al Byron (Bobby Vinton). 1962

YouTube video tutorial: https://youtu.be/nE6B63_DGso

**SIMPLER
VERSION**



1st Note

INTRO:

1st 3 are single down strums; then bouncy strum: D-D ud ud uj

F Bb
| X X X | X X X X |
F Bb
| X X X X | X X X X |

[STOP]

VERSE 1:

nc C7

A long, long time - ago

On grad-ua-tion day

Bb
You handed me your book
C7
I signed this way

CHORUS A:

(F) Bb

Roses are red, my love

Violets are blue

Bb
Sugar is sweet, my love
C7
But not as sweet as you

F [STOP]

VERSE 2:

nc C7

We dated through high school

And when the big day came

Bb
I wrote into - your book
C7
Next to my name

REPEAT CHORUS A

without the [STOP]

BRIDGE:

Bb C

Then I went far away

And you found someone new

Bb C
I read your letter dear
F C
And I wrote back to you

CHORUS B:

F Bb

Roses are red, my love

Violets are blue

Bb
Sugar is sweet, my love
C7
Good luck, may God bless you

F [STOP]

VERSE 4:

nc C7

Is that your little girl?

She looks a lot like you

Bb
Someday some boy will write
C7
In her book too

REPEAT CHORUS A

without the [STOP]

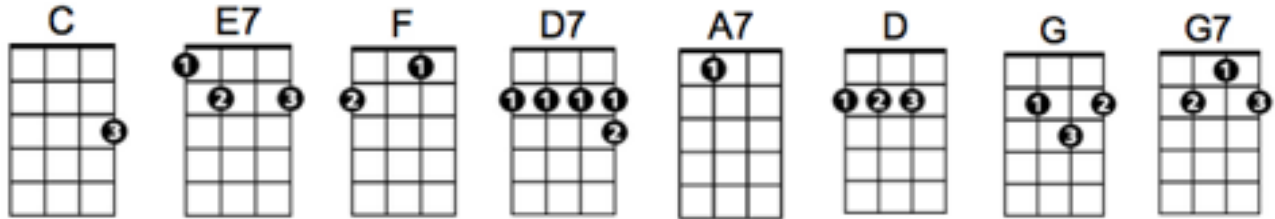
End on F



SEA OF LOVE

by Phil Phillips and George Khoury

Ukulele arrangement by Cynthia Lin, <http://cynthialin.com/ukulele>



fingering pattern: [1 - 2 - (34) - 2] x 2 per chord
 chucking strum: [down - up | chuck - up] x 2 per chord

INTRO (pick) **C**

VERSE (pick)

C	E7	F	D7
Come with me,	my love,	to the sea,	The sea of love
[C - A7]	[D - G]	C	G7 // (two hits - optional pick transition)
I wanna tell you,	how much I love	you	

G7

A-----2- |

E-1----- |

C---2---- |

G----- |

VERSE (strum)

C	E7	F	D7
Do you remember	when we met?	That's the day I	knew you were my pet
[C - A7]	[D - G]	[C - F]	C
I wanna tell you,	how much I love	you	

BRIDGE (strum)

G	F	G	F	E7	G
Come with	me,	to the sea,	of	love!	

VERSE + END TAG (strum)

C	E7	F	D7
Do you remember	when we met?	That's the day I	knew you were my pet
[C - A7]	[D - G]		
I wanna tell you,	just how much I		
[C - A7]	[D - G]		
I wanna tell you,	just how much I		
[C - A7]	[D - G]	F	C /
I wanna tell you,	just how much I love	you	

She Loves You

John Lennon and Paul McCartney, 1963. Ukulele arrangement Austin Ukulele Society, 2016

Intro

Am

She loves you! Yeah! Yeah! Yeah!

D7

She loves you! Yeah! Yeah! Yeah!

F

C

She loves you! Yeah! Yeah! Yeah! Yeah!

Verse 1

C

Am

You think you've lost your love

Em

G7

Well, I saw her yester-day

C

Am

It's you she's thinking of

Em

G7

And she told me what to say

C

She says she loves you

Am

And you know that can't be bad

Fm

Yes, she loves you

G7

G7

And you know you should be glad

Verse 2

C

Am

She said you hurt her so

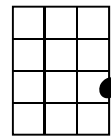
Em

G7

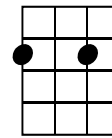
She almost lost her mind

Chords in this song

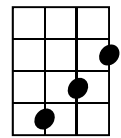
C



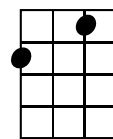
D7



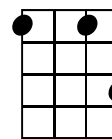
Em



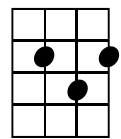
F



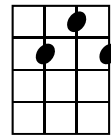
Fm



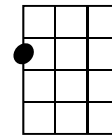
G



G7



Am



☞ = *Pause or take a breath*

[stop] = *Strum the chord once and mute the strings*

[hold] = *Strum the chord once and let it ring*

She Loves You

C **Am**

But now she says she knows

Em **G7**

You're not the hurting kind

C

She says she loves you

Am

And you know that can't be bad

Fm

Yes, she loves you

G7 G7

And you know you should be glad, oooo!

Chorus

Am

She loves you! Yeah! Yeah! Yeah!

D7

She loves you! Yeah! Yeah! Yeah!

Fm [stop] Fm [stop] Fm [stop]

With a love like that

G **C** **C**

You know you should be glad

Verse 3

C **Am**

You know it's up to you

Em **G7**

I think it's only fair

C **Am**

Pride can hurt you too

Em **G7**

A-pologize to her

She Loves You

C

Because she loves you

Am

And you know that can't be bad

Fm

Yes, she loves you

G7 G7

And you know you should be glad, oooo!

Chorus and Ending

Am

She loves you! Yeah! Yeah! Yeah!

D7

She loves you! Yeah! Yeah! Yeah!

Fm [stop] Fm [stop] Fm [stop]

With a love like that

G

C

Am

You know you should be glad

Fm [stop] Fm [stop] Fm [stop]

With a love like that

G

C

Am

You know you should be glad

Fm [stop] Fm [stop] Fm [stop]

With a love like that

G [hold]

[pause]

C C

You know you shou-ould... be gla-a-a-ad!

Am

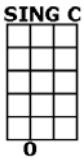
Yeah! Yeah! Yeah!

F

C [hold]

Yeah! Yeah! Yeah! Yeah!

Resume strumming



WILL YOU STILL LOVE ME TOMORROW

4/4 1...2...1234

Intro:

Tonight you're mine completely; you give your love so sweetly

To-night the light of love is in your eyes, but will you love me to-morrow

Is this a lasting treasure, or just a moment's pleasure?

Can I believe the magic of your sighs, will you still love me to-morrow?

BRIDGE:

Tonight with words un-spoken, you said that I'm the only one

But will my heart be broken when the night meets the morning sun?

I'd like to know that your love is a love I can be sure of

1.

So tell me now and I won't ask again, will you still love me to-morrow? REPEAT

2.

So tell me now and I won't ask again, will you still love me to-morrow?

will you still love me to-morrow?

will you still love me to-morrow?



WILL YOU STILL LOVE ME TOMORROW

4/4 1...2...1234

Intro: F G7 C G7
4 4 4 4

C F G7 C G7
Tonight you're mine com-pletely; you give your love so sweetly

E7 Am F G7 C G7
To-night the light of love is in your eyes, but will you love me to-morrow

C F G7 C G7
Is this a lasting treasure, or just a moment's pleasure?

E7 Am F G7 C C7
Can I believe the magic of your sighs, will you still love me to-morrow?

BRIDGE:

F Em F G7 C C7
Tonight with words un-spoken, you said that I'm the only one

F Em Am D7 Dm7 G7
But will my heart be broken when the night meets the morning sun?

C F G7 C G7
I'd like to know that your love is a love I can be sure of

1. E7 Am F G7 C
So tell me now and I won't ask again, will you still love me to-morrow? REPEAT

2. E7 Am F G7 C C7
So tell me now and I won't ask again, will you still love me to-morrow?

F G7 C C7 F G7 C
will you still love me to-morrow? will you still love me to-morrow?

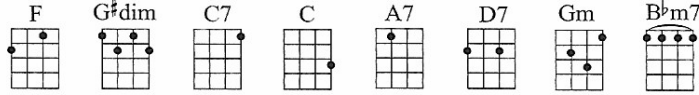
That's Amoré

(That's Love)

Words by
JACK BROOKS

Music by
HARRY WARREN

FIRST NOTE



Moderately



When the moon hits your eye like a big piz - za pie, that's a -
When the stars make you drool just like pas - ta fa - zool, that's a -



mor - é. When the world seems to shine like you've
mor - é. When you dance down the street with a

To Coda \oplus TO SIGN ON 2



had too much wine, that's a - mor - é. Bells will ring, ting - a - ling - a -
cloud at your \oplus




ling, ting - a - ling - a - ling, and you'll sing "Vee - ta bel - la." Hearts will

BACK TO BEGIN
D.C. al Coda




play, tip - py - tip - py - tay, tip - py - tip - py - tay like a gay tar - an - tel - la.

\oplus Coda



feet, you're in love. When you walk in a dream but you



know you're not dream - ing, sig - nor - é, scuz - za me, but you



see, back in old Na - po - li, that's a - mor - é.

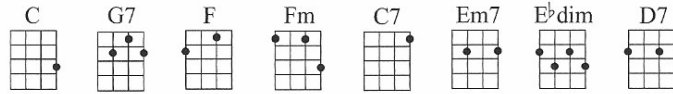
The Glory Of Love

Words and Music by
BILLY HILL

FIRST NOTE



Medium beat



1. You've got to give a lit - tle, take a lit - tle and let your poor heart
 laugh a lit - tle, cry a lit - tle be-fore the clouds roll
 win a lit - tle, lose a lit - tle and al - ways have the

break a lit - tle, that's the sto - ry of, that's the glo - ry of love. 2. You've got to
 by a lit - tle, that's the sto - ry of, that's the glo - ry of
 blues a lit - tle, that's the sto - ry of, that's the glo - ry of

love. As long as there's the two of us, we've got the world and all its

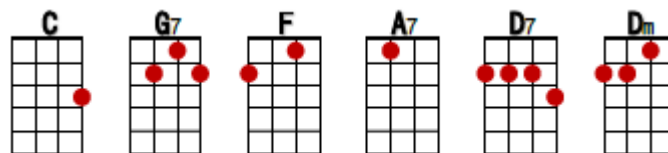
charms. And when the world is through with us, we've got each oth - er's arms. 3. You've got to

Copyright © 1936 Shapiro, Bernstein & Co., Inc., New York
Copyright Renewed

Happy Trails

Dale Evans (Roy Rogers & Dale Evans), 1952

YouTube video tutorial: <https://youtu.be/Y6eZUI6fqKA>



[Bouncy cowboy strum: D-uD-u]

VERSE:

C **G7**
Happy trails - to you - until we meet again

C
Happy trails - to you - keep smiling until then

F
Who cares about the clouds when we're together

A7 **D7**
Just sing a song and bring the sunny weather

C **A7** **[Dm-G7]** **C**
Happy trails - to you - til we meet again

Whistle the first 2 lines of the verse:

C C C G7
G7 G7 G7 C

VERSE:

C **G7**
Happy trails - to you - until we meet again

C
Happy trails - to you - keep smiling until then

F
Who cares about the clouds when we're together

A7 **D7[HANG]**
Just sing a song and bring the sunny weather

C **A7** **[Dm-G7]** **C** **C/**
Happy trails - to you - til we meet again